

NOX T3<sub>s</sub> | NOX A1<sub>s</sub>

## Helpful Tips for Operating the Nox Sleep Recorder Battery Lid

In order to keep your recorder in a good shape and prevent damages, we recommend following these instructions for operating the recorders



Read the article | Watch Video  
Opening Nox Sleep Recorders  
(Nox A1/A1s and Nox T3/T3s)

NOX MEDICAL



### Nox Battery Lid Key

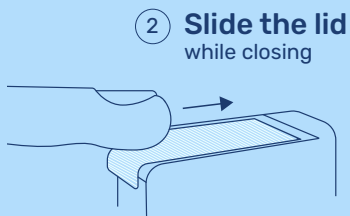
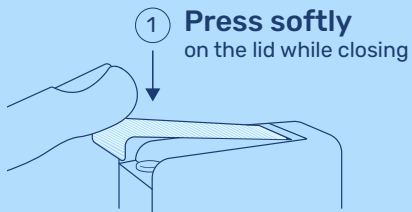
Use the Nox Medical battery lid key to open the battery lid of Nox devices.

### Slide the lid to open

Use the battery lid key to open the battery lid, apply pressure and at the same time slide the battery lid towards the bottom of the recorder. Please avoid using too much pressure on the top of the battery lid

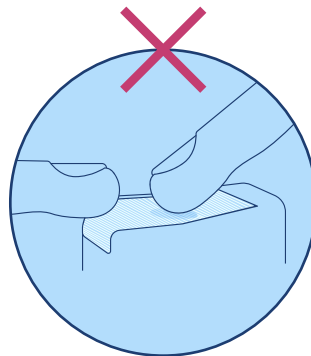


HOW TO OPEN



Please make sure that all is well aligned when closing the battery lid and do not use excessive pressure

## HOW TO CLOSE



### Be mindful!

When closing the battery lid be mindful not to push down too hard on the battery lid where it attaches to the housing as it could cause the housing to break.



**Read the article | Watch Video**  
Opening Nox Sleep Recorders  
(Nox A1/A1s and Nox T3/T3s)